

Eng	Es	Fr	De	It	Nl	Pt
中文	Hu	Ru	Sl	Sf	Se	

Owners manual
Manual del propietario
Manuel d'utilisation
Gebrauchsanleitung
Manuale utente
Handleiding
Manual do proprietário

説明書
Használati utasítás
Руководство для владельца
Navodila za uporabo
Käyttöohje
Bruksanvisning

buggy
boardTM
maxi



Modell / Model / Modelo / Modèle / 型號 / Típus / Модель / Malli :

BUGGYBOARD-MAXITM

www.buggyboard.info

Lascal®

Control no.

Language	page
English	3
Español	11
Français.....	19
Deutsch.....	27
Italiano	35
Nederlands	43
Português	51
中文	59
Magyar	67
Русский.....	75
Slovenščina.....	83
Suomi	91
Svenska	99

Dear customer, thank you for choosing a BuggyBoard-Maxi™ from Lascal. We hope you will be satisfied with your purchase and will get good use for your BuggyBoard™.

**WARNING!**

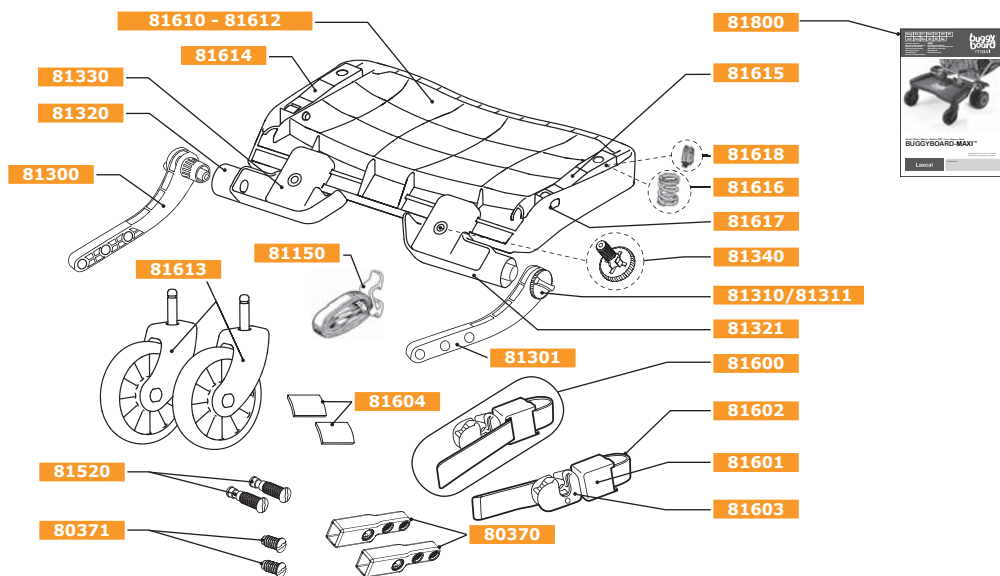
Read these instructions carefully before use and keep for future reference.

Index

Content.....	4
Wheels.....	5
Connectors	5
Arms	6
Connecting	8
Disconnecting	8
When not in use	9
Accessories.....	9
Cleaning and recycling	9
Tests.....	10
Warnings.....	10
Warranty	10
Other Lascal products	107-108
Contact information	109-110
Product registration card	111-112

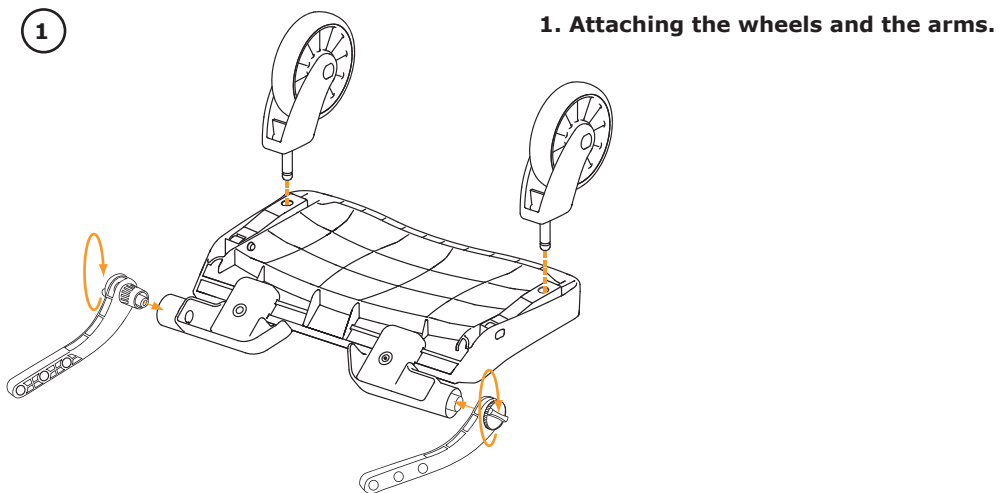
KEEP FOR FUTURE REFERENCE

CONTENT

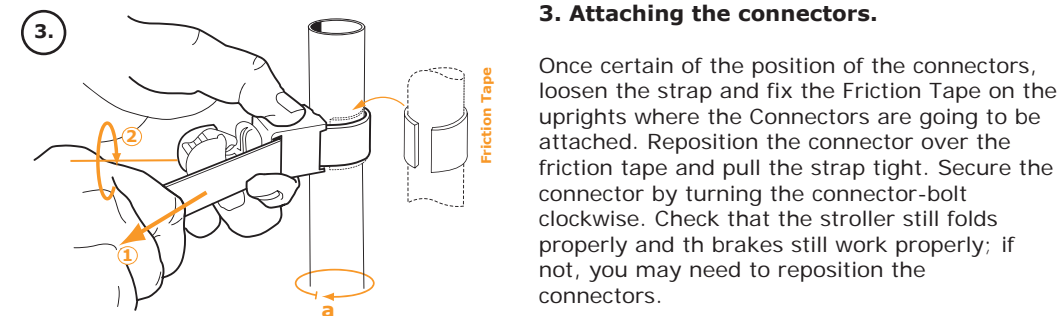
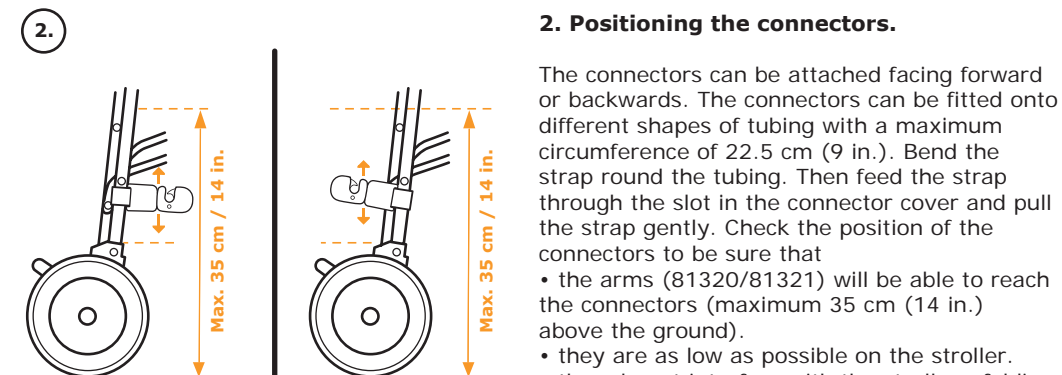


Part no.	Description	Preassembled part	Qty.
81610 - 81612	Platform		1
81150	Strap with hook		1
81310/81311	Height adjustment screw (red/blue)	x	2
81320	Arm support, left	x	1
81321	Arm support, right	x	1
81330	Fixing plate	x	2
81340	Fixing screw	x	2
81613	Wheel		2
81600	Connector assembly for Maxi 81601 Connector cover 81602 Connector strap 81603 Connector bolt		2
81604	Friction Tape (25 x 50 mm)		2
81520	Cotter pin		2
81800	Owner manual		1
81614	Suspension arm left	x	1
81615	Suspension arm right	x	1
81616	Suspension spring	x	2
81617	Suspension rivet	x	2
81618	Wheel locking cage	x	2
80370	Extender		2
80371	Extender Screw		2
81300	Arm, left	x	1
81301	Arm, right	x	1

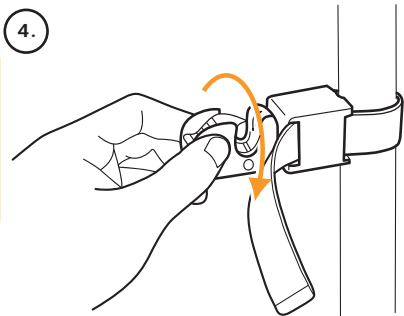
THE WHEELS AND ARMS



THE CONNECTORS

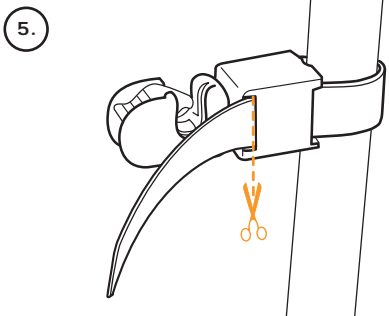


a = max . 22.5 cm / 9 in.



4. Tightening the connectors

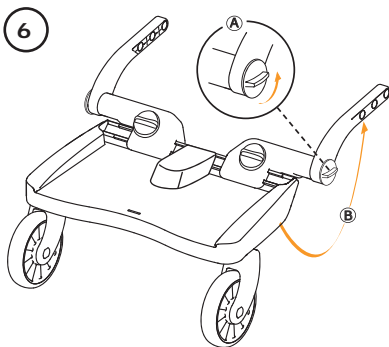
The connectors must be firmly attached to the stroller.



5. Before you cut the strap

There is no need to cut the strap if it does not interfere with attaching the BuggyBoard or stroller's folding mechanism. The strap could be used on a different stroller in the future.

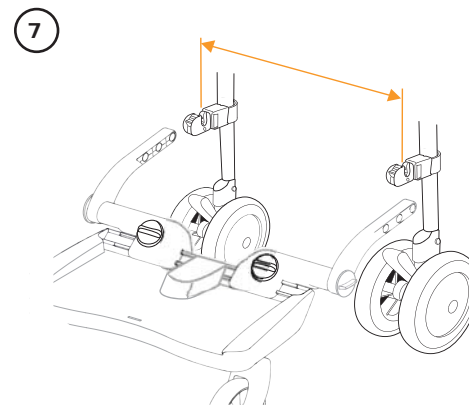
THE ARMS



6. Rotating the arms forward.

Turn the platform onto its wheels.

- (A) Unscrew the height adjustment screws (81310) until they are just released.
 (B) Rotate the arms forward then tighten the height adjustment screws.

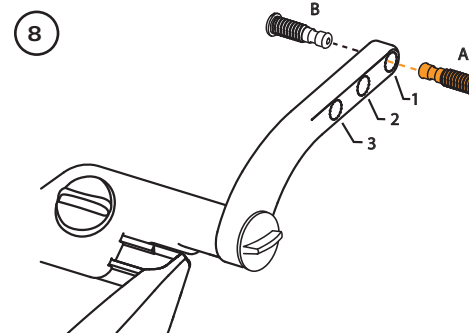
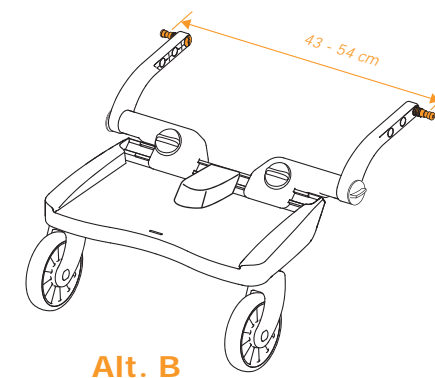
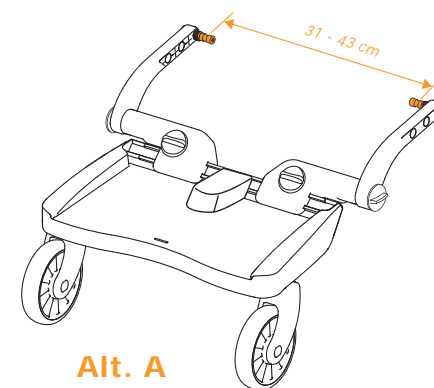


7. Positioning the cotter pins.

Measure the distance between the middle of each of the connectors.

Deciding the cotter pin direction.

- If the measured distance is between:
- 31-43 cm (12.4-17.2 in.) ⇒ Alt. A below.
 - 43-54 cm (17.2-21.6 in.) ⇒ Alt. B below.

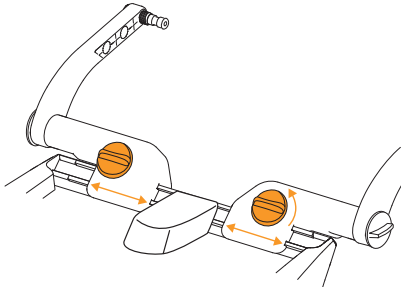


8. Choosing the right cotter pin hole.

There are three holes in each arm. To choose the hole that best suits your stroller, position the BuggyBoard™ as close as possible to the back of your stroller, however do make sure that your child can stand comfortably. Once decided, screw the cotter pin into the chosen cotter pin hole, tighten with a coin. If the arms are too short to fit to your stroller, there is an 'Extender Kit' available as an accessory, see fig 13.

CONNECTING

9



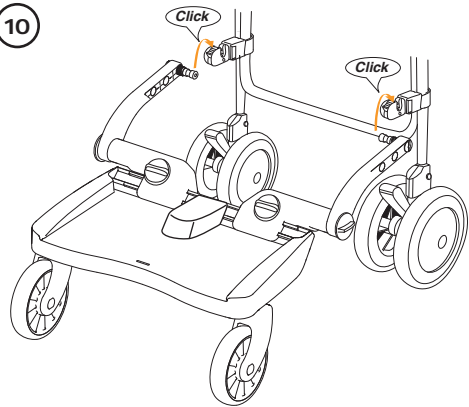
9-10. Connecting the BuggyBoard™.

Unscrew the fixing screws (81340). Adjust the width of the arms and click the cotter pins into the connectors, then tighten the fixing screws. Ensure that the arms are an equal distance from the centre of the board and the cotter pins are locked in the connectors.

Leveling the platform.

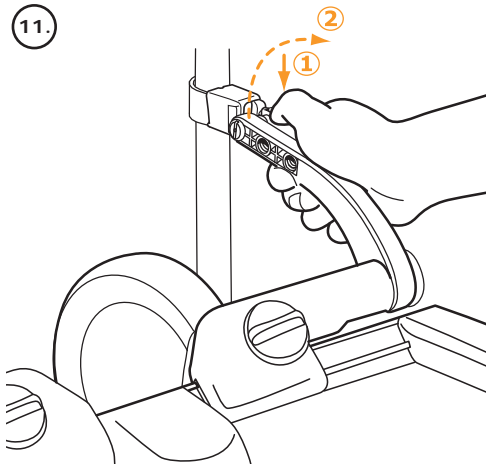
Unlock the height adjustment screws (81310) and rotate the platform until level. Tighten the height adjustment screws.

10



DISCONNECTING

11.



11. Disconnect the BuggyBoard

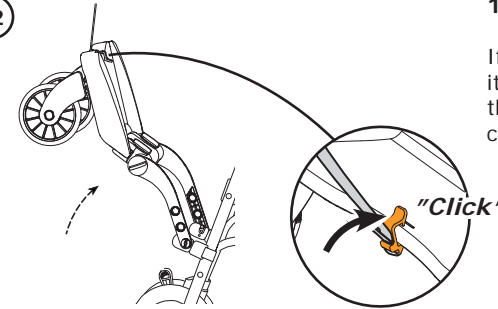
At the end of each connector-bolt, slide the red release buttons down, whilst lifting the arms up and out of the connectors.

IMPORTANT !

The BuggyBoard must be disconnected from the stroller before folding the stroller. Do not fold the stroller with the BuggyBoard attached

WHEN NOT IN USE

12

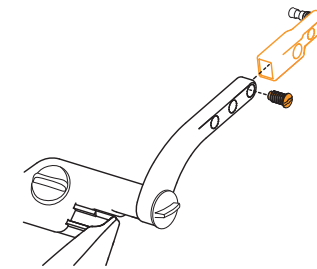


12. Hooking up the BuggyBoard™.

If the BuggyBoard™ is temporarily not in use, it can be hooked up behind your stroller. Clip the hook (81150) onto the platform and attach the strap to a higher point on your stroller.

ACCESSORIES

13

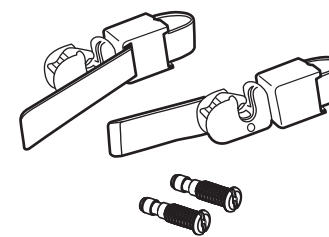


13. Accessory: "Extender Kit"

Item no. 11310

To attach the BuggyBoard™ onto certain strollers an 'Extender Kit' may be needed. This will lengthen each arm up to 6cm (2.4"). The 'Extender Kit' is sold as a pair of extenders.

14



14. Accessory: Extra Connector Kit

Item no. 11340

If you want to attach the BuggyBoard to another stroller/pram without having to remove the connectors, there is an Extra Connector Kit available. The Extra Connectors Kit contains a pair.

The use of any accessories with the BuggyBoard Maxi that have not been approved by the manufacturer is not recommended.

CLEANING AND RECYCLING

Cleaning instructions: Use warm water with a soft cloth and a mild non-abrasive cleaning fluid. All BuggyBoard™ parts and packaging are made from recyclable materials.

TESTS

We are committed to ensuring that this product is of the highest quality. The manufacturing process is regularly checked by both internal and external (TÜV) controllers. Samples of parts and completed products are also taken out regularly for tests in our own testing laboratory. The BuggyBoard-Maxi™ is tested and approved by **SGS Standards Technical Services Co. Ltd, Guangzhou, China** and by **SP Swedish National Testing and Research Institute** according to the relevant clauses in EN 1888:2003, clause 6.1.1 – 6.1.5, 7.2.2.6, 17.3, 18.2 and 21.4



WARNING

- **Intended for use with only one child at a time from approximately 2 years of age and with a maximum weight of 20 kg (44 lb).**
- **Always keep your hands on the pram when your child is standing on the BuggyBoard™. Never leave your child unattended while he/she is standing on the BuggyBoard™.**
- **Make sure your child is always standing with both feet on the anti-slip rear portion of the BuggyBoard™.**
- **Never use the stroller's parking brake while your child is standing on the BuggyBoard™.**
- **Before each use, check the connectors and tighten if necessary.**
- **Do not use the BuggyBoard™ if any part is broken, torn or missing.**
- **Never let children play with the BuggyBoard™.**

WARRANTY

WARRANTY

Your BuggyBoard™ is warranted to be free from manufacturing defects for a period of one year from date of purchase under normal use and in compliance with the operating instructions. This warranty extends only to the original retail purchaser and is only valid when supplied with proof of purchase.



**Kiddy
board**
— maxi —

KIDDYBOARD™

- Connects to the rear wheel axle and fits most prams and strollers.
- Easy to connect and disconnect.
- Built-in height and length adjusting system.

More information available on internet: www.lascal.se

AUSTRALIA

CNP Brands
Derrimut VIC 3030
Australia
Tel. +61 3 9394 3000
Customer Service: 1300 667 137
E-mail: info@cnpbrands.com.au
www.cnpbrands.com.au

AUSTRIA

BMK Handels-und Vertriebs GmbH
1230 Wien
Tel. +43 (0)1-8038767
E-mail: info@popolini.com
www.popolini.com

BELGIUM

Hebeco NV
2960 Brecht
Belgium
Tel. +32 (0)3 330 12 12
E-mail: info@hebeco.be
www.hebeco.be

CANADA

Regal Lager, Inc.
Kennesaw GA, 30144,
U.S.
Ph. 800-593-5522
E-mail: info@regallager.com
www.regallager.com

CHILE

Importadora Mundo Petit S.A.
763-0267 Santiago
Fonos: +56 2 4159103
Info@mundopetit.cl
www.mundopetit.cl

CYPRUS

Xenios Demetriades & Son Ltd
1070 Nicosia
Ph. +357 96620137
E-mail: gkzorpas@cytanet.com.cy
www.demetriades.com.cy

CZECH REPUBLIC

VISPA NACHOD sro
54912 Vysokov 1
Tel: +420 491 433 544
E-mail: vispa@vispa.cz
www.vispa.cz

DENMARK

Nord-Ideen, Martin Frommhagen
23821 Wardersee,
Germany
Tel. +49 (0)4559/18840
www.nordideen.de

FINLAND

Britax - Pohjolan Lapset Oy
00930 Helsingfors
Puh. +358 (0)9 343 60 10
E-mail: info@britax.fi
www.britax.fi

FRANCE

Gamin Tout-Terrain
75019 Paris
Tel. +33 (0)1 42 38 66 00
E-mail: info@gamin-tout-terrain.com
www.gamin-tout-terrain.com

GERMANY

Nord-Ideen, Martin Frommhagen
23821 Wardersee
Tel. 04559/18840
www.nordideen.de

HOLLAND

Hebeco NV
2960 Brecht
Belgium
Tel. +32 (0)3 330 12 12
E-mail: info@hebeco.be
www.hebeco.be

HONG KONG, CHINA & MACAU

Lascal Ltd.
Suite 919, 9th floor, Tower 3
China Hong Kong City
33 Canton Road, Kowloon
Hong Kong (SAR)
Tel. +852 2302-1511
E-mail: info@lascal.com.hk
www.lascal.se

HUNGARY

Brendon Gyermekáruházak Kft.
1138 Budapest
Tel. 01-320-8872
www.brendon.hu

ICELAND

Fifa Ltd.
Reykjavik 110
Ph. +354 552 25 22
E-mail: fifa@fifa.is
www.fifa.is

IRELAND

Cheeky Rascals Ltd.
Hants, GU33 6JG UK
Tel. +44 (0)870 873 26 00
Fax. +44 (0)870 873 28 00
E-mail: sales@cheekyrascals.co.uk
www.cheekyrascals.co.uk

ISRAEL

Baby Safe
Kibbutz Mishmarot
P.O.B 3091
Caesarea ind. Park 38900
Tel. 972 54 6379349
E-mail: ereches@babysafe.co.il
www.babysafe.co.il

ITALY

Primi Sogni Srl
24060 Telgate
Tel. +39 (0)35/831271
E-mail: info@primisogni.com
www.primisogni.com

JAPAN – 日本

総輸入元:株式会社 ティーレックス
〒541-0053
大阪市中央区本町2丁目3番14号
船場旭ビル5F
Tel: +81 (0)6-6271-7501
E-mail: smart@t-rexbaby.co.jp
www.t-smartstart.com

T-Rex, Co. Ltd.

Chuo-Ku, Osaka, #541-0053

CONTACT INFORMATION (K - Z)

KOREA

Penta Zone Inc.
Soeul
Korea
Tel: +82-2-599 0860
e-mail: pentaz@choi.com

LUXEMBOURG

Hebeco NV
2960 Brecht
Belgium
Tel: +32 (0)3 330 12 12
E-mail: info@hebeco.be
www.hebeco.be

MALAYSIA

Infantree
Singapore, 787601
Tel. 454 1867
E-mail: suzanne@infantree.net
www.infantree.net

MALTA

Rausi Co. Ltd
San Gwann, SGN 09
Tel. +356 21 445654
E-mail: info@rausi.com.mt
www.rausi.com.mt

NEW ZEALAND

Mountain Buggy Limited
New Zealand
Freephone: 0800 428 449
E-mail: info@mountainbuggy.com
www.mountainbuggy.com

NORWAY

Norske Servicesystemer AS
N-3511 Honefoss
Tel: +47 32 124944
E-mail: post@servicesystemer.no
www.servicesystemer.no

POLAND

Tootiny
ul. Trzebiatowska 16
60-432 Poznan, Poland
Tel: +48-0-61-8499 261
E-mail: mail@tootiny.com
www.tootiny.com

PORTUGAL

B.B. Aventurero, S.L.
Progreso, 35, 08850 Gava
Barcelona, Spain
Tel: +34 93 637 08 44
E-mail: management@elbebeaventurero.com
www.elbebeaventurero.com

RUSSIA - Россия

107553 Москва
1-ая Пугачевская ул. влад.17
Тел.(495)161 29 45, (495)161 25 91,
(495)161 27 48
E-mail: maxi-cosi@carber.ru
www.carber.ru

Carber Poriferra

Moscow 107553
Tel. +7 (495) 161 29 45

SINGAPORE

Infantree Pte Ltd
Singapore, 787601
Tel. +65 6454 1867
E-mail: suzanne@infantree.net
www.infantree.net

SLOVENIA

MAMI d.o.o.
1236 Trzin
Tel. 01-5623350
E-mail: mami@siol.net
www.mami.si

SPAIN

B.B. Aventurero S.L.
Progreso 35, 08850 Gava
Barcelona, Spain
Tel: +34 93 637 08 44
E-mail: management@elbebeaventurero.com
www.elbebeaventurero.com

SWEDEN

Carlo i Jönköping AB
556 52 Jönköping
Tel. +46 (0)36-690 00
E-mail: info@carlobaby.com
www.carlobaby.com

SWITZERLAND

BAMAG Babyartikel und Möbel AG
CH-8320 Fehraltorf
Tel. +41 (0)44 954 88 00
E-mail: info@babybamag.ch
www.babybamag.ch

TAIWAN

Toppin 886-2-87924158
E-mail: topping2@ms21.hinet.net
www.babybus.com.tw

THAILAND

Thai Soonthorn International Trading Co., Ltd.
316 Soi Taksin 19, Taksin Road, Bukkalo,
Thonburi, Bangkok 1060
Tel: +662 2891891
E-mail: info@thaisoonthorninter.com
www.thaisoonthorninter.com

UNITED KINGDOM

Cheeky Rascals Ltd.
Hants, GU33 6JG
Tel. +44 (0)870 873 26 00
E-mail: sales@cheekyrascals.co.uk
www.cheekyrascals.co.uk

UNITED STATES

Regal Lager, Inc.
Kennesaw GA, 30144
Ph. 800-593-5522
E-mail: info@regallager.com
www.regallager.com

PRODUCT REGISTRATION CARD

Register your purchase at www.lascal.se/web/register or fill in and return this card by mail.
Registre su compra en www.lascal.se/web/register o rellene este formulario y envíelo por correo.
Enregistrez votre achat sur www.lascal.se/web/register ou complétez et renvoyez cette carte par la poste.
Registrieren Sie Ihren Kauf unter www.lascal.se/web/register oder füllen Sie diese Karte aus und senden Sie diese per Post.

- Eng.** Registering is the only way to guarantee that Lascal will notify you in the unlikely event we need to issue a safety notification.
- Esp.** El registrarse es la única garantía de que Lascal le notifique, si fuese necesario, la emisión de un certificado de seguridad.
- Fr.** L'enregistrement de votre achat vous garantit que Lascal vous tiendra informé dans le cas où un avis de sécurité serait publié.
- De.** Eine Registrierung ist die einzige Möglichkeit Sie im unwahrscheinlichen Falle einer Rückrufaktion informieren zu können.

Name / Nombre / Nom / Nom

Address / Dirección / Adresse / Adresse

City / Ciudad / Ville / Ort

State / Provincia / Etat / Staat

Postcode / Código postal / Code postal / Postleitzahl

Country / País / Pays / Land

E-mail address / E-mail / Email / e-mail adresse

Date of purchase
Fecha de compra
Date d'achat
Kaufdatum

Serial number (see underside of the platform)
Número de serie (véase la parte trasera de la plataforma)
Numéro de série (voir sous la planche)
Seriennummer (Unterseite der Plattform)

buggy
board
maxi

PRODUCT REGISTRATION CARD



Place
stamp
here

PRODUCT REGISTRATION CARD

- Eng. To return this card by mail, please find the address of your national registration office on page 109-110, or register online at www.lascal.se
- Esp. Envíe esta tarjeta por correo, busque la dirección de su oficina en el registro de la página 109-110, o regístrese on-line en www.lascal.se
- Fr. Affranchissez cette carte et renvoyez la au distributeur de votre pays (voir liste en page 109-110, ou en ligne sur www.lascal.se)
- De. Möchten Sie diese Karte per Post einschicken, finden Sie das zuständige Büro auf den Seiten 109-110, oder registrieren Sie sich unter www.lascal.se.

Lascal

Please fold and seal with tape before mailing. Do not staple.
Por favor, doble y pegue esta tarjeta antes de enviarla. No utilizar grapas.
Plier et scotcher avant de poster. Ne pas agraffer.
Bitte falten und mit Klebeband versiegeln. Bitte nicht tackern.

Register online at www.lascal.se/web/register