



**Important:** Please read this user guide before using and/or washing these products. Washed and/or used items cannot be refunded.

Before using the nappies prewash in non-biological washing powder at 60°C at least once before use.

**Nappy folding methods**

**1. Basic Fold.** Lay the nappy with the two parallel stitched lines running horizontally. Fold the right vertical edge and left vertical edge over each other.

**2. For extra absorbency at the front.** Lay the nappy with the two parallel stitched lines running horizontally. Fold the right vertical edge over the centre. Fold the top and bottom panels over the middle and tuck into each other. With this type of fold, the length of the nappy may be altered to fit the cover accordingly.

**3. For loose stools.** Follow steps for fold 2. Lay the nappy with the thicker pad at the front and fold back the outer panels to form a fan shape.

**Assembling the nappy**

Place the folded nappy, with the nappy liner around the centre into the cover. Ensure that the nappy fits to the front and back of the cover and is not sticking out.

**Nappy liners**

Mioliners help prevent heavy soiling of the nappies reducing the need for soaking or sluicing. Remove soiled liners from the nappy and flush. Liners can be used in a septic tank system. **Caution: Flushing liners may cause blockage in old or damaged drains. No responsibility can be accepted for individual drain systems.**

**Changing**

Change the nappy frequently. Approximately 2-4 hourly (with the exception of night time nappies). A bigger, more absorbent nappy may be required for night-time. Alternatively use a small nappy as a booster pad.

**Laundry**

Wash in accordance with the washing instructions on the garment label.

**Nappies**

**Soak method**

Soak nappies in a solution (15ml of Mio Fresh for every 5 litres of water) of Mio Fresh anti-bacterial nappy cleanser for a minimum of 2 hours. Nappies can then be rinsed in cold water or washed in non-biological detergent.

**No soak method**

Add 15ml Mio Fresh to the wash with a non-biological detergent. Nappies can be washed in temperatures up to 90°C but 60°C is adequate. Tumble dry on low or line dry.

**Nappy covers**

Close Velcro tabs. Machine wash at 60°C in nonbiological detergent. Hand wash or rinse in cool water. Tumble dry on low or line dry. Dry

away from direct heat. Do not use chlorine bleach or borax.

Do not iron.

Do not use fabric softener.

Do not soak the nappy cover.

**Soiled nappy covers**

Occasionally there may be some soiling inside the nappy cover. In some cases, not using a liner can help. Due to the nature of the product, however we cannot guarantee that this can be completely prevented. If staining occurs - use only mild or natural stain removing agents so as not to irritate the baby's skin and/ or cause premature deterioration of the fabric.

**Nappy size**

**Please note:** as babies' shapes and sizes vary a lot these sizes can only be taken as approximate.

**Troubleshooting Checklist**

If the nappies are leaking check the following:

Have you pre-washed your nappies at 60°C? The nappies become more absorbent after the first few washes.

Check that you have the right size nappy and cover for your child.

Change frequently as nappies should be changed every 2-4 hours depending on the size of your child and the time of day.

Do not use fabric softener. This will reduce absorbency of the nappy.

Check that the nappy is completely tucked in the cover at the waist and leg holes.

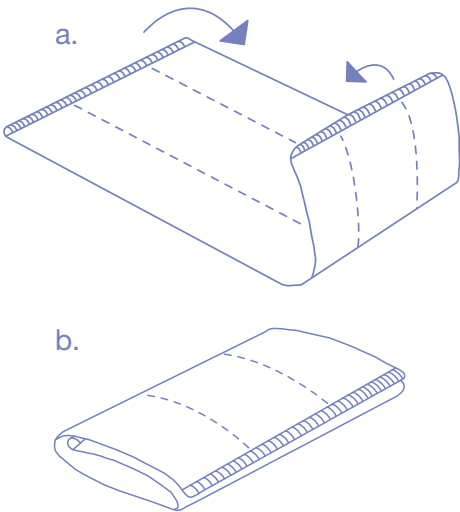
Do not use a double layer of the nappy liner.

Remove the liner to improve the containment of loose stools particularly for breastfed babies.

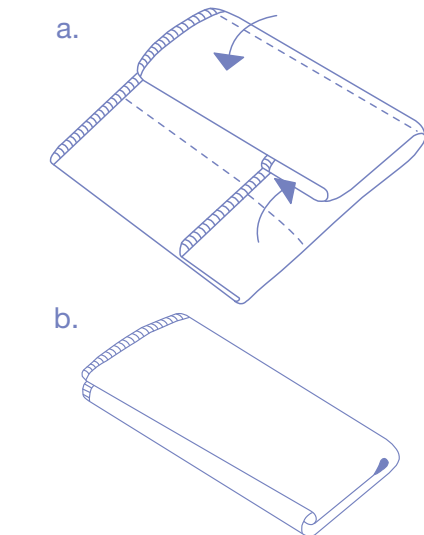
Use sunlight as a natural bleaching agent.

[www.bambinomio.com](http://www.bambinomio.com)

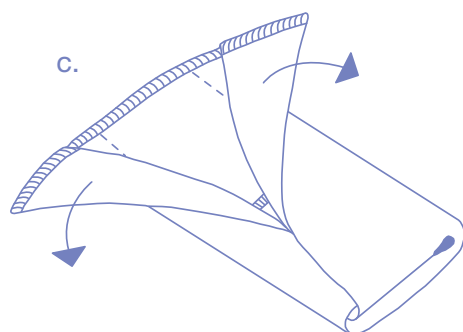
**1. basic fold**



**2. extra absorbency at front**




**3. loose stools**



mioliner

mionappy

miosoft cover



miosoft cover size		mionappy size
newborn	<5kgs (<11lbs)	1
small	5-7kgs (11-16lbs)	up to 7kgs (up to 16lbs)
medium	7-9kgs (16-21lbs)	2
large	9-12kgs (21-27lbs)	7-16kgs (16 to 35lbs)
extra large	12-15kgs (27-34lbs)	

size ranges are approximate